

GOLDBERG BROTHERS BARN DOOR HARDWARE

Combo Bypass System - Installation Instructions

Required Hardware

Hidden Hardware Pack

Standard Hardware Pack

Bypass Spacer Kit

Bypass Grab/Push Stops

MP Series J-guide

for Clear Opening only

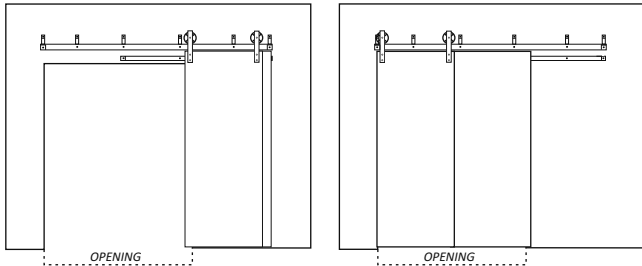
The following instructions show the installation recommendations for the Goldberg Brothers Combo Bypass system.

IMPORTANT

The following dimensions and notes below should be utilized for the correct installation of the system.

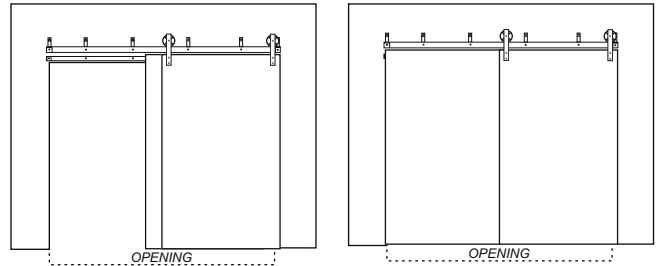
Before beginning the installation of your bypass system, please thoroughly review the following recommendations. In addition, please determine whether you will have a **CLEAR OPENING** or a **PASS THROUGH** system and then proceed to install your tracks accordingly.

CLEAR OPENING

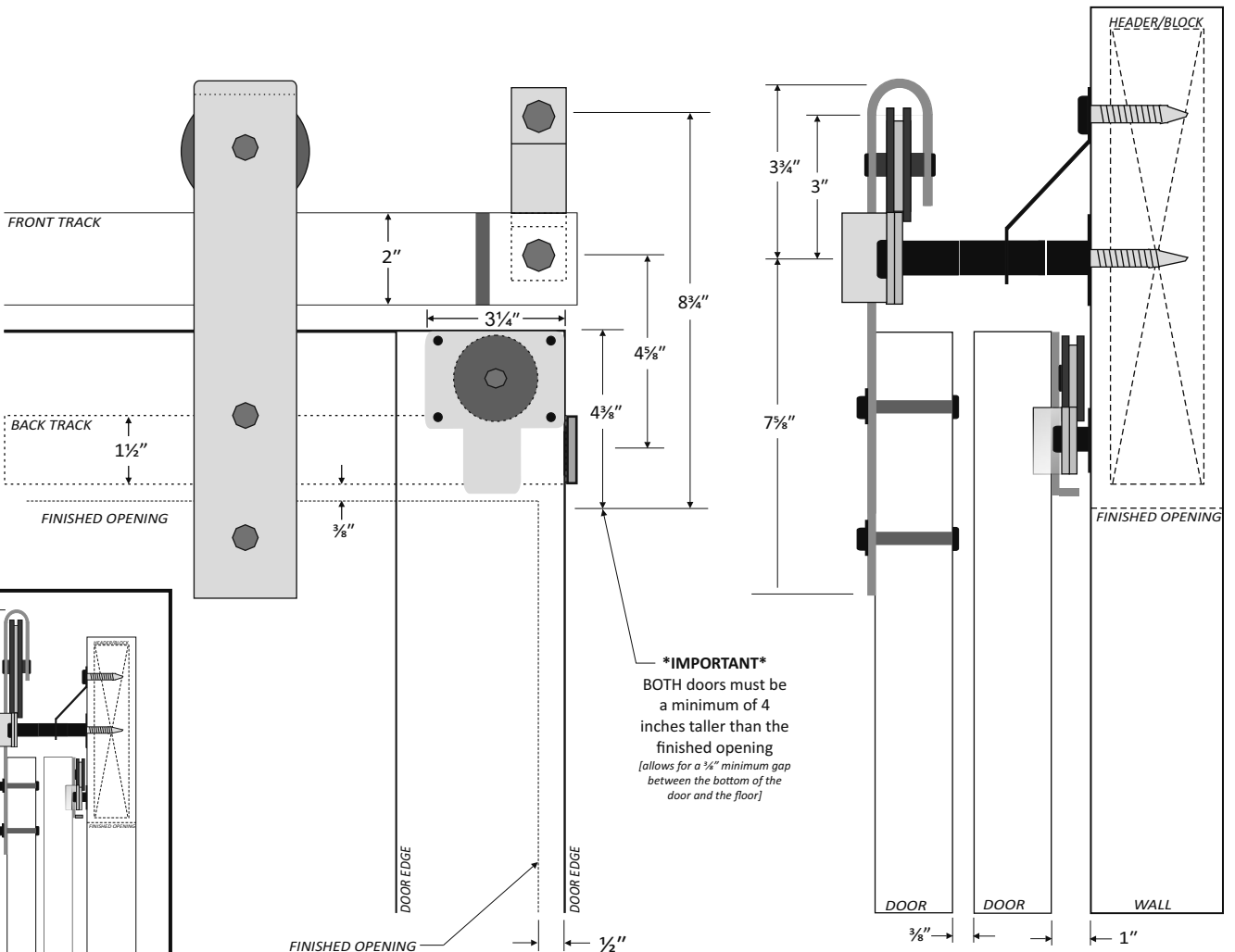


Where doors stack collectively on either or both sides of the opening to leave the opening clear and free from obstruction.

PASS THROUGH



Where doors slide freely, in either direction and stack within the opening to leave only one side of the opening clear.



NOTE
 Additional clearance required when installing the wagon wheel hanger.