



GOLDBERG BROTHERS

BARN DOOR HARDWARE

BARN DOOR SIZING TABLE



HIDDEN ROLLER SERIES BIPARTING PAIR CONFIGURATIONS

- The two matching doors should be at least 4" taller than the height of the finished opening.
- The combined width of the two doors should be at least 1" greater than the width of the finished opening to allow an overlap of at least ½" on each side when both doors are closed.
- The net* length of each track should be double the width of one door minus ½" or 1" in order to keep the bottom edge of each door engaged with its door guide on the floor. If necessary, you can place a special order for tracks longer than you need and have them custom-cut at our factory.

Use the table below to match the recommended door panel width with the corresponding maximum opening width and track length. The column on the right indicates the minimum hardware required, including the catalog number of the corresponding track in our MP Series product line. (Hidden Roller Series roller hangers are designed for use with MP Series track.)

Any track more than 8' long can be substituted with two or more shorter tracks, plus a wall mounting kit and a track connecting plate for each additional track. This substitution may reduce the overall expense, due to the potentially high cost of shipping long parcels.

| width of each door | maximum finished opening width | two each tracks, net* length | minimum Hidden Roller and MP Series hardware required† |
|--------------------|--------------------------------|------------------------------|---|
| 1'6" | 35" | 35½" | <ul style="list-style-type: none"> • any two matching Hidden Roller Series hardware sets • two tracks 6008T4 with custom cut to 35½" each |
| | | | <ul style="list-style-type: none"> • any two matching Hidden Roller Series hardware sets • one biparting track 6008T6P (71" net*) |
| 1'8" | 39" | 39½" | <ul style="list-style-type: none"> • any two matching Hidden Roller Series hardware sets • two tracks 6008T4 with custom cut to 39½" each |
| | | | <ul style="list-style-type: none"> • any two matching Hidden Roller Series hardware sets • one track 6008T7 with biparting custom cut to 79" |
| 2'0" | 47" | 47½" | <ul style="list-style-type: none"> • any two matching Hidden Roller Series hardware sets • two tracks 6008T4 |
| | | | <ul style="list-style-type: none"> • any two matching Hidden Roller Series hardware sets • one biparting track 6008T8P (95" net*) |
| 2'4" | 55" | 55½" | <ul style="list-style-type: none"> • any two matching Hidden Roller Series hardware sets • two tracks 6008T48 with custom cut to 55½" each |
| | | | <ul style="list-style-type: none"> • any two matching Hidden Roller Series hardware sets • one track 6008T100 with biparting custom cut to 111" |
| 2'6" | 59" | 59½" | <ul style="list-style-type: none"> • any two matching Hidden Roller Series hardware sets • two tracks 6008T5 |
| | | | <ul style="list-style-type: none"> • any two matching Hidden Roller Series hardware sets • one track 6008T100 with biparting custom cut to 119" |
| 2'8" | 63" | 63½" | <ul style="list-style-type: none"> • any two matching Hidden Roller Series hardware sets • two tracks 6008T54 |
| | | | <ul style="list-style-type: none"> • any two matching Hidden Roller Series hardware sets • one track 6008T160 with biparting custom cut to 127" |
| 2'10" | 67" | 67½" | <ul style="list-style-type: none"> • any two matching Hidden Roller Series hardware sets • two tracks 6008T6 with custom cut to 67½" each |
| | | | <ul style="list-style-type: none"> • any two matching Hidden Roller Series hardware sets • one track 6008T160 with biparting custom cut to 135" |

TABLE CONTINUES ON NEXT PAGE

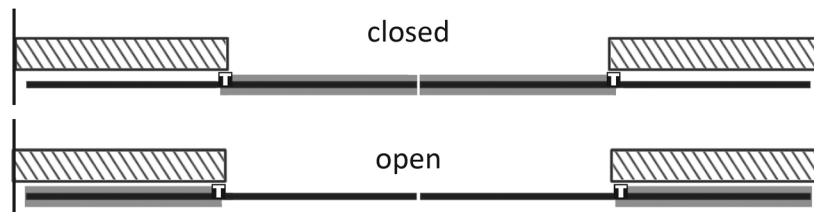
*For correct fit and performance, we make our MP Series tracks ½" shorter than their nominal length. For example, a 6008T4 track has a nominal length of 4', but a net length of 3'11½". This helps keep the door properly positioned above the door guide when using the most common door sizes. Our special biparting tracks 6008T6P and 6008T8P are 1" shorter than their nominal lengths.



†Some custom installations may require additional or different items not listed. Optional accessories such as door pulls and Soft Stop are sold separately.

HIDDEN ROLLER SERIES BIPARTING PAIR CONFIGURATIONS (continued)

| width of each door | maximum finished opening width | two each tracks, net* length | minimum Hidden Roller and MP Series hardware required† |
|--------------------|--------------------------------|------------------------------|---|
| 3'0" | 71" | 71½" | <ul style="list-style-type: none"> any two matching Hidden Roller Series hardware sets two tracks 6008T6 |
| | | | <ul style="list-style-type: none"> any two matching Hidden Roller Series hardware sets one track 6008T160 with biparting custom cut to 143" |
| 3'6" | 83" | 83½" | <ul style="list-style-type: none"> any two matching Hidden Roller Series hardware sets two tracks 6008T7 |
| | | | <ul style="list-style-type: none"> any two matching Hidden Roller Series hardware sets one track 6008T160 with biparting custom cut to 167" |
| 4'0" | 95" | 95½" | <ul style="list-style-type: none"> any two matching Hidden Roller Series hardware sets two tracks 6008T8 |
| | | | <ul style="list-style-type: none"> any two matching Hidden Roller Series hardware sets one track 6008T160 with biparting custom cut to 191" |
| 5'0" | 118" | 119" | <ul style="list-style-type: none"> any two matching Hidden Roller Series hardware sets four tracks 6008T5 (59½" net* each) two wall mounting kits two track connecting plates 6008C |
| | 119" | 119½" | <ul style="list-style-type: none"> any two matching Hidden Roller Series hardware sets two tracks 6008T100 with custom cut to 119½" each |
| 6'0" | 142" | 143" | <ul style="list-style-type: none"> any two matching Hidden Roller Series hardware sets four tracks 6008T6 (71½" net* each) two wall mounting kits two track connecting plates 6008C |
| | 143" | 143½" | <ul style="list-style-type: none"> any two matching Hidden Roller Series hardware sets two tracks 6008T160 with custom cut to 143½" each |

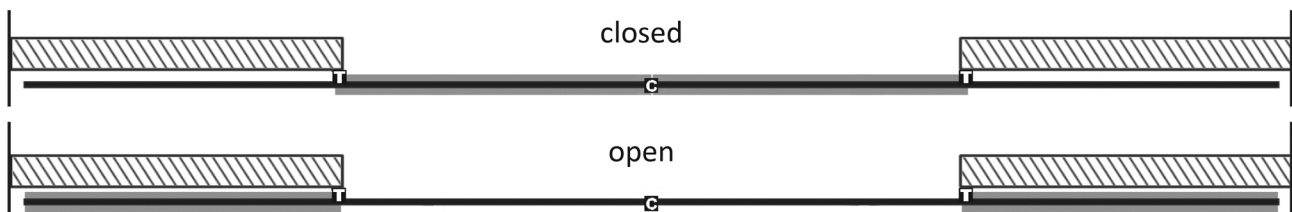
pair of biparting doors



-  T-guide location (floor mount)
 -  Connecting plate (track mount)
- Note: the use and position of connecting plates may vary, depending on track lengths

2 barn door hardware sets, 2 tracks each = $2 \times$ one door width $-\frac{1}{2}$ " (no connecting plate needed)

pair of biparting doors wider than 4' each



2 barn door hardware sets, 4 or 6 tracks with each pair or trio = $2 \times$ one door width $-\frac{1}{2}$ ", track connecting plate(s), extra wall mount kit(s)

*For correct fit and performance, we make our MP Series tracks ½" shorter than their nominal length. For example, a 6008T4 track has a nominal length of 4', but a net length of 3'11½". This helps keep the door properly positioned above the door guide when using the most common door sizes. Our special biparting tracks 6008T6P and 6008T8P are 1" shorter than their nominal lengths.

†Some custom installations may require additional or different items not listed. Optional accessories such as door pulls and Soft Stop are sold separately.

6010IG-BIST_02.0723