




# GOLDBERG BROTHERS

## BARN DOOR HARDWARE

GOLDBERGBARNTRACK.COM

ONLINE EDITION 03/19

### MP SERIES CATALOG



# GOLDBERG BROTHERS

## BARN DOOR HARDWARE

### MP SERIES CATALOG

ONLINE EDITION 03/19

### TABLE OF CONTENTS

Hardware sets	3-4	Flush pulls	6
Roller hangers	3-4	Privacy latches	6
Flat track	4	Pull and latch templates	6
Accessories	4	Warranty	7
Pull handles	6	Color samples	8

Put your barn doors on the right track with the quality and convenience of Goldberg Brothers barn door hardware. Our award-winning products help make efficient use of any indoor living or working space. Our rustic, yet elegant, industrial design provides a bold focal point to any décor.

We designed our MP Series barn door hardware product line for large construction and remodeling projects such as apartment complexes, hotels and office buildings, or anywhere cost is a concern and customization options are less of a priority. Designed to fit the most commonly used door sizes, MP Series products are a better value and outperform inferior, imported hardware. MP Series roller hangers are factory equipped with silent rollers. Hardware, hangers, and track are available in 3 of our most popular powder coat colors. All major steel components are made with up to 90% recycled materials.

Goldberg Brothers products have been proudly made in USA since 1897. Our commitment to quality, craftsmanship and value is built into everything we do.

**Please note:** For the most current installation instructions and other information about Goldberg Brothers barn door hardware products, visit your local Goldberg Brothers retail dealer or [goldbergbartrack.com](http://goldbergbartrack.com).

MP SERIES: HARDWARE SETS, HANGERS

**MPJ-Strap Hardware Set** (complete less track)



weight limit 200 lb

for 1 3/8" to 1 3/4" thick doors 6008HJ-\*

Set includes:

- 2 J-trap hangers with bolts and nuts
- wall mounting hardware set (6 lag bolts, spacers and washers)
- 2 track stops
- 2 anti-jump blocks with screws
- floor guide (T) with screws
- felt pads

**MPJ-Top Mount Hardware Set** (complete less track)



weight limit 100 lb

for most common door sizes 6008HJTM-\*

Set includes:

- 2 J-top mount hangers with screws
- wall mounting hardware set (6 lag bolts, spacers and washers)
- 2 track stops
- 2 anti-jump blocks with screws
- floor guide (T) with screws
- felt pads

**Straight Strap Hardware Set** (complete less track)



weight limit 125 lb

for 1 3/8" to 1 3/4" thick doors 6008H-\*

Set includes:

- 2 straight strap hangers with bolts and nuts
- wall mounting hardware set (6 lag bolts, spacers and washers)
- 2 track stops
- 2 anti-jump blocks with screws
- floor guide (T) with screws
- felt pads

**Top Mount Hardware Set** (complete less track)



weight limit 75 lb

for most common door sizes 6008HTM-\*

Set includes:

- 2 top mount hangers with screws
- wall mounting hardware set (6 lag bolts, spacers and washers)
- 2 track stops
- 2 anti-jump blocks with screws
- floor guide (T) with screws
- felt pads

**MPJ-Strap Hanger** (1 each, with bolts and nuts)



1 1/2" x 10" x 1 1/2"

6008RJ-\*

**MPJ-Top Mount Hanger** (1 each, with screws)



3 1/2" x 4 1/2" x 1 1/2"

6008RJTM-\*

**Straight Strap Hanger** (1 each, with bolts and nuts)



1 1/2" x 9 1/2" x 1 1/4"

6008R-\*

**Top Mount Hanger** (1 each, with screws)



3 1/2" x 4" x 1 1/2"

6008RTM-\*

Replace the \* in the product's SKU with the code for the desired color: Silver Metallic=1, Black=6, Arch. Bronze=8.

**Horseshoe Hardware Set** (complete less track)



weight limit 250 lb

for 1 3/8" to 1 3/4" thick doors 6008H2-\*

Set includes:

- 2 horseshoe hangers with bolts and nuts
- wall mounting hardware set (6 lag bolts, spacers and washers)
- 2 track stops
- 2 anti-jump blocks with screws
- floor guide (T) with screws
- felt pads

**Horseshoe Hanger** (1 each, with bolts and nuts)



6" x 8 3/4" x 1 1/4"

6008R2-\*

**Wall Mounting Kit** (set of 6 lag bolts, 6 washers, 18 spacers)



6008M-\*

**Track Connecting Plate** (1 each)



2 3/4" x 1 1/8"

6008C-\*

**MP Series Track**



1 1/2" x 3/16"

4' (for 2'0" wide door)		6008T4-*
4'8" (for 2'4" wide door)		6008T48-*
5' (for 2'6" wide door)		6008T5-*
5'4" (for 2'8" wide door)		6008T54-*
6' (for 3'0" wide door)		6008T6-*
7' (for 3'6" wide door)		6008T7-*
8' (for 4'0" wide door)		6008T8-*
biparting 6' (for pair of 1 1/2' wide doors)		6008T6P-*
biparting 8' (for pair of 2' wide doors)		6008TRP-*
Long lengths	8'1" to 10'	6008T100-*
	10'1" to 16'	6008T160-*
Custom cut service (Order a standard track length longer than what you need. We will cut it down to the correct size for you.)	1 to 5 pieces	6001CCT1
	6 to 11 pieces	6001CCT2
	12 or more pieces	6001CCT4

**Soft Stop** (set of 2, with triggers and screws)



11" between center points of lag bolts (for tracks up to 7') 6008SOFT11

17" between center points of lag bolts (for tracks up to 8'+) 6008SOFT17

**Hollow Core Support Plate** (set of 2)



1 1/2" x 5" each

6008HCP-\*

Replace the \* in the product's SKU with the code for the desired color: Silver Metallic=1, Black=6, Arch. Bronze=8. Items with 6001 SKUs may be available in additional Standard Series colors.

MP SERIES: ACCESSORIES

Track Stop (1 each)

1½"×1½"×¾"



6008S-\*

Adjustable Track Stop (1 each, with screws, spacers, nuts & pads)

⅝"×1⅝"×1"



6008SC-\*

Floor T-Guide (aluminum, 1 each, with screws)

1½"×1½"×1"



6001G-\*

T-Guide, 24" Long (aluminum, 1 each, with screws)

1½"×24"×1"



6001G2-\*

Adjustable U-Guide (2 pieces, with screws)

⅞"×1"×1½" each



6001U-\*

All-in-One Floor Guide (1 each, with screws)



6001GA-\*

Sidewall Bracket (1 each, with screws and nuts)



standard	1½"×2"×2"	6001SW-*
long	1½"×2"×2½"	6001SWE-*
extra long	1½"×2"×3¼"	6001SWEX-*

Hanger Stabilizer (Set of 2, with screws)

2¼"×1⅞" each



6001HS-\*

Anti-Jump Blocks (clear acrylic, set of 2, with screws)

1"×1"×¼" each



6008J

Touch-up Paint (1 bottle, with brush)

0.6 fl oz



6001P-\*

Replace the \* in the product's SKU with the code for the desired color: Silver Metallic=1, Black=6, Arch. Bronze=8. Items with 6001 SKUs may be available in additional Standard Series colors.

**MP SERIES: PULL HANDLES, FLUSH PULLS, LATCHES**

**Pull Handle 7"** (1 each, with bolts, washers and nuts)



for 1 3/8" thick door	6001PH307-*
for 1 3/4" thick door	6001PH407-*
for 2 1/4" thick door	6001PH507-*
Universal (fits all 3)	6001PH007-*

**Pull Handle 11"** (1 each, with bolts, washers and nuts)



for 1 3/8" thick door	6001PH311-*
for 1 3/4" thick door	6001PH411-*
for 2 1/4" thick door	6001PH511-*
Universal (fits all 3)	6001PH011-*

**Pull Handle 16"** (1 each, with bolts, washers and nuts)



for 1 3/8" thick door	6001PH316-*
for 1 3/4" thick door	6001PH416-*
for 2 1/4" thick door	6001PH516-*
Universal (fits all 3)	6001PH016-*

**Router Templates** (set of 3, clear plastic)



flush pulls and privacy latch templates	6001TMP-2
-----------------------------------------	-----------

**6" Flush Pull** (1 each, with face plate, dustbox and screws)



6"	6001FP06-*
----	------------

**12" Flush Pull** (1 each, with face plate, dustbox and screws)



12"	6001FP12-*
-----	------------

**Privacy Latch** (1 each, with faceplate, dustbox, strike plate and screws)



	6001PL-*
--	----------

**Biparting Privacy Latch** (1 set, with screws)



	6001PLP-*
--	-----------

Replace the \* in the product's SKU with the code for the desired color: Silver Metallic=1, Black=6, Arch. Bronze=8. Items with 6001 SKUs may be available in additional Standard Series colors.



# WARRANTY

## 1-YEAR MANUFACTURER'S WARRANTY

Goldberg Brothers barn door hardware products come with a one-year manufacturer's warranty for defective parts under normal installation and use. Warranty is subject to repair or replacement of defective part(s) at manufacturer's discretion and does not include installation costs. Goldberg Brothers does not warrant the loss of finish at points where roller is in contact with track. Goldberg Brothers barn door hardware is sold as a rustic-finished hardware and Goldberg Brothers does not warrant the imperfections seen through the finish in the steel parts. It is part of the look.

With the exception of our stainless steel products, Goldberg Brothers does not warrant any products installed and used outdoors or where they are exposed to weather, running water or water condensation. Under these conditions, rust and other damage will naturally occur.




This warranty does not include loss or defects caused by elements outside the control of Goldberg Brothers, Inc., such as natural disasters, weather, fire, water leakage, abuse, improper installation, or anything else deemed out of the control of Goldberg Brothers, Inc.



**GOLDBERG BROTHERS**  
BARN DOOR HARDWARE

## MP SERIES HARDWARE COLORS

Products with SKUs that end with a dash and asterisk -\* are available in multiple colors.  
Replace the asterisk \* with the desired color code.

STANDARD COLORS		
		
BLACK	SILVER METALLIC	ARCH BRONZE
Color code "6"	Color code "1"	Color code "8"

PLEASE NOTE: Due to variations in printers and display screens, all color representations above are approximate. Color sample cards are available. See your Goldberg Brothers retail dealer.